

Child Sexual Exploitation – An Introduction - E-Learning Course Completion

(How to make sure you get your certificate!)

You will only be able to access and print off your certificate when you have fully completed this **CSE E-learning Module (all sections showing complete)** and have completed the **Useful Contacts and Information** and **Evaluation** sections (*via the Learning Pool page*). See below:

When you access the CSE E-learning course via the ‘Derbyshire Learning on-line’ site, you are able to monitor your progress through the course by the progress bars at the bottom of each section on the Home screen. **To complete the course the progress bar for each section has to be whole.**

In the example below you can see that the ‘What is child sexual exploitation?’ section is complete, ‘Spotting signs of child sexual exploitation’ is partially complete and the last three sections are not complete. You must complete all sections of the course for your training record to show completed. You are able to revisit the bits you missed by the following method:

The screenshot shows the 'Child Sexual Exploitation - An Introduction' course interface. At the top, it says 'Children's Social Care' and 'Child Sexual Exploitation - An Introduction'. Below this, it says 'Welcome to this 45-minute e-learning module on child sexual exploitation (CSE). Roll over the sections to see a summary of each section. We recommend that if this is your first time viewing this module you start with Section 1 - What is child sexual exploitation?'. Below this, it says 'Click or tap on the blocks below to find out more'. There are five colored blocks representing sections: 'What is child sexual exploitation?' (purple), 'Spotting signs of child sexual exploitation' (teal), 'What is grooming?' (green), 'Consent and risk factors' (maroon), and 'How to make a report' (dark purple). Each block has a progress bar at the bottom. The first block has a full white progress bar. The second block has a partial white progress bar. The other three blocks have empty progress bars. Red arrows point from text boxes to these progress bars: 'This progress bar is showing a white area meaning that this section is completed.' points to the first bar; 'Progress bar is showing a partial completion.' points to the second bar; 'Progress bar is showing section as incomplete / not started.' points to the fourth bar.

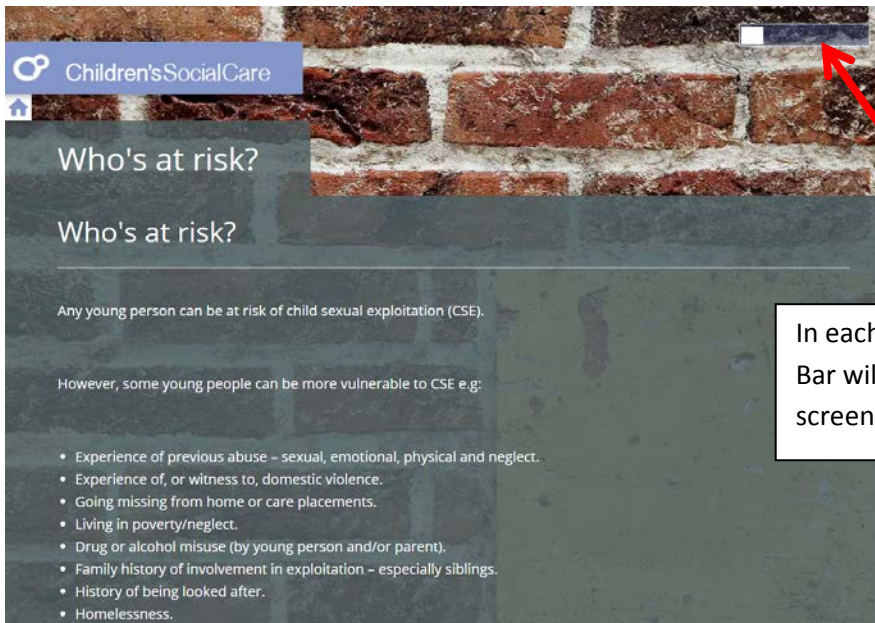
Left Click on a section where it is showing you have missed bits. In this example ‘Spotting the signs of child sexual exploitation’.

If you have not started a section then no progress bar or part progress bar will be displayed.

To identify the bits missed in this section Left click on the Progress bar (see overleaf)

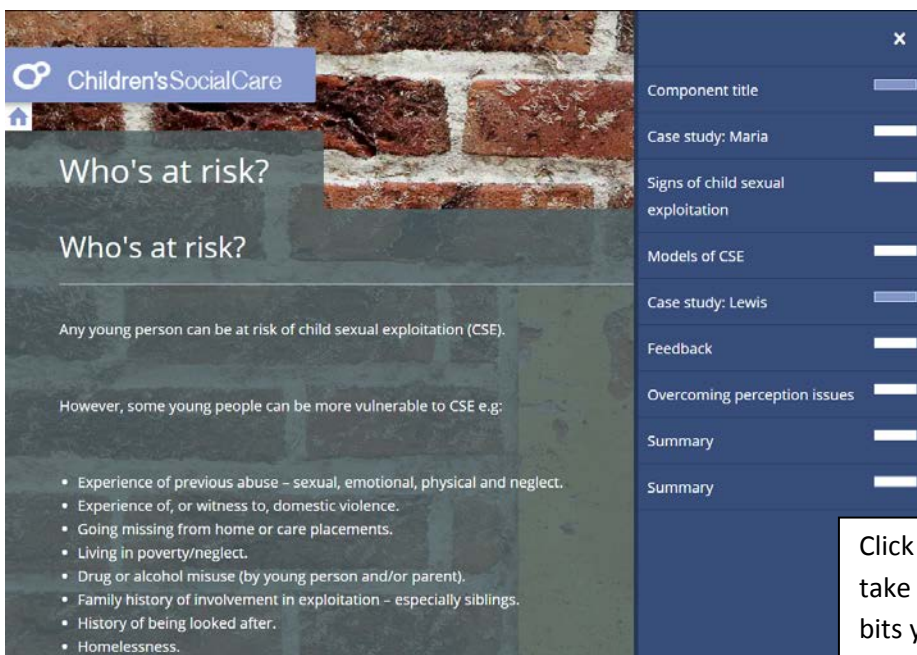
Child Sexual Exploitation – An Introduction - E-Learning Course Completion

(How to make sure you get your certificate!)



In each section of the course the Progress Bar will be displayed along the top of the screen. Left Click on the Progress Bar.

The bits missed are displayed down the right hand side of the screen. They can be identified by a clear rectangle (completed sections show in white). Left click on link, e.g. " " to take you straight to the bit missed and complete.



Click on each clear Link to take you straight to the bits you have missed.

Revisit each bit missed and complete. In the example below you would need to click on the arrows to progress through the case study and read the information revealed. *You may need to click on pins, arrows/drop down sections or answer questions depending on the activity you missed.*

Child Sexual Exploitation – An Introduction - E-Learning Course Completion

(How to make sure you get your certificate!)

Case study: Lewis

Fourteen-year-old Lewis lives in a children's home.

Click or tap the arrows below to learn more about perception issues relating to sexual exploitation of children.



The child's view

Lewis often goes missing from his placement, sometimes for days at a time. Yesterday he was picked up by the police outside a nightclub 40 miles away from the home.

Lewis has a boyfriend, Charlie, who is forty-seven. Lewis says he's never felt this way about someone before. Charlie tells him that he's really mature for his age and treats him really well.

Lewis says he knows Charlie loves him because he spends every evening chatting to him online.

As each bit is completed the Progress Bar will extend across the screen.

When you have completed all the activities missed on a page, use the blue home button  to return to the main menu and repeat for any other sections that are not fully complete. After you have completed all sections, return to the main menu, then exit the course by clicking on the  button located at the top right of your screen.

You will then return to the main Learning Pool page where you MUST complete the following two sections to unlock your certificate: 'Useful Contacts and Information' and 'Evaluation'.

Useful Contacts and Information

Please print a copy of this document for future reference.

Useful Contacts and Information

Restricted: Not available until the activity **Child Sexual Exploitation - An Introduction** is marked complete.

Click on the web-link to access the document. Ensure you print and read the document before manually clicking each box.


You will only be able to access the document when you have fully completed the e-learning module.

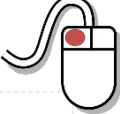
Child Sexual Exploitation – An Introduction - E-Learning Course Completion

(How to make sure you get your certificate!)

Evaluation

Please give us some feedback on this CSE e-learning course, by clicking below and answering the evaluation questions.

 [CSE Evaluation Questionnaire](#)




Click on the web-link to access and complete the course evaluation. Register your completion by manually clicking the box.

The certificate section follows the evaluation. You will only be able to access and print off your certificate when you have fully completed the e-learning module (*all sections showing complete*) and have completed the and the evaluation.


Certificate

You will be able to access your certificate, when you have completed all essential elements of the course, including the evaluation above.

 [Child Sexual Exploitation - An Introduction Certificate](#)

Restricted:

- Not available until the activity **Child Sexual Exploitation - An Introduction** is marked complete.
- Not available until the activity **Useful Contacts and Information** is marked complete.
- Not available until the activity **CSE Evaluation Questionnaire** is marked complete.



Click on the web-link to access and print off your certificate. You will only be able to access the certificate when all the activities have been fully completed as described in this document.

If you still have problems accessing your certificate, please email dlo@derbyshire.gov.uk.